

4分の3拍子になれよう 

初級2-2答え


アリオーネ音楽教室

Line公式アカウント

とうろくしてね!



4分おんぷをかこう



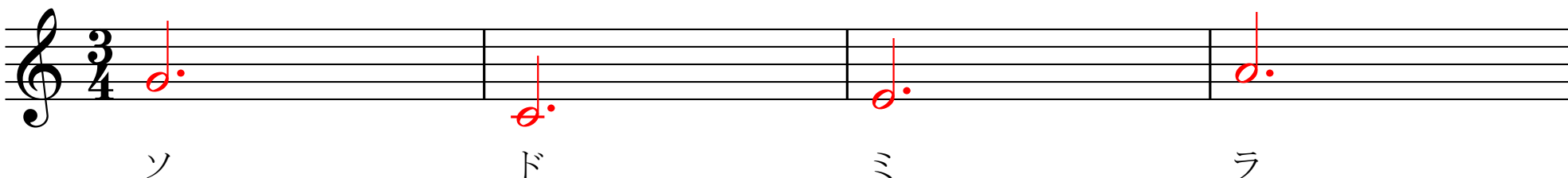
Musical staff in 3/4 time with notes and lyrics: ミ ソ ラ ファ レ ラ

[1しょうせつのびるとき]

ふてん2分おんぷをかこう



Musical staff in 3/4 time with notes and lyrics: ド レ ラ ファ

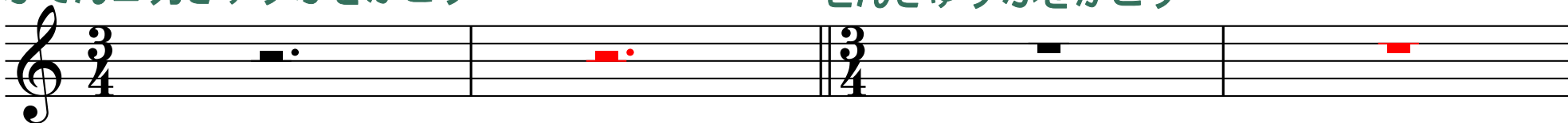


Musical staff in 3/4 time with notes and lyrics: ソ ド ミ ラ

[1しょうせつお休みのとき]

ふてん2分きゅうふをかこう

ぜんきゅうふをかこう



Musical staff in 3/4 time with rests and bar lines.



ぜんきゅうふでも正しいが、あまり使われない



初級2-2答え

れいだい1

Musical staff in 3/4 time. The first measure contains three quarter notes: C4, D4, and E4. The second measure contains three quarter notes: F4, G4, and A4. Below the staff, the numbers 1, 2, 3 are written under the first three notes, and 1, 2, 3 are written under the next three notes. Three bird icons are positioned above the staff, one above each of the six notes.

れいだい1 のこたえ

Musical staff in 3/4 time. The first measure contains three quarter notes: C4, D4, and E4. The second measure contains three quarter notes: F4, G4, and A4. The notes in the second measure are colored red.

もんだい1

Musical staff in 3/4 time. The first measure contains three quarter notes: C4, D4, and E4. The second measure contains three quarter notes: F4, G4, and A4. Below the staff, the numbers 1, 2, 3 are written under the first three notes, and 1, 2, 3 are written under the next three notes. Three bird icons are positioned above the staff, one above each of the six notes.

もんだい2

Musical staff in 3/4 time. The first measure contains three quarter notes: C4, D4, and E4. The second measure contains three quarter notes: F4, G4, and A4. The notes in the second measure are colored red. Below the staff, the numbers 1, 2, 3 are written under the first three notes, and 1, 2, 3 are written under the next three notes. Three bird icons are positioned above the staff, one above each of the six notes.

初級2-2答え

れいだい2



♪は1拍(いっぱく)ずつまとめよう



1 2 3 1 2 3

れいだい2のこたえ

もんだい3

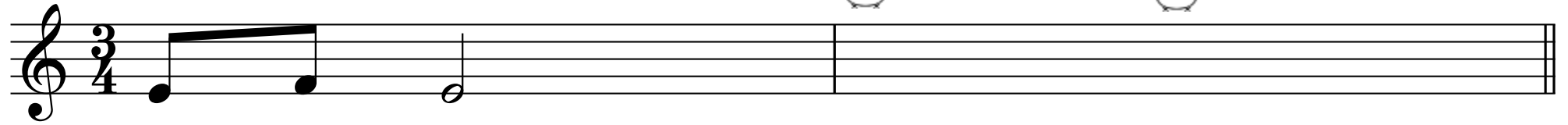


もんだい4

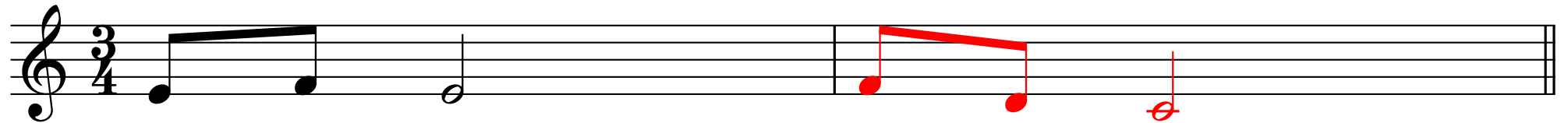


初級2-2答え

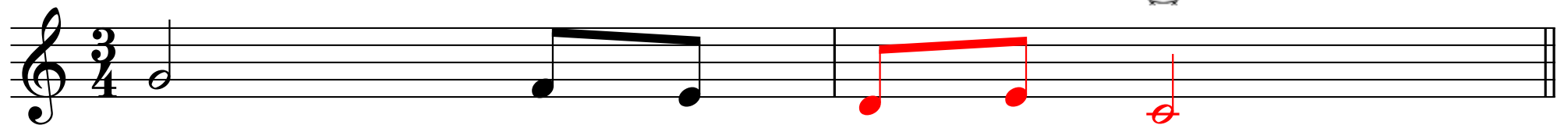
れいだい3



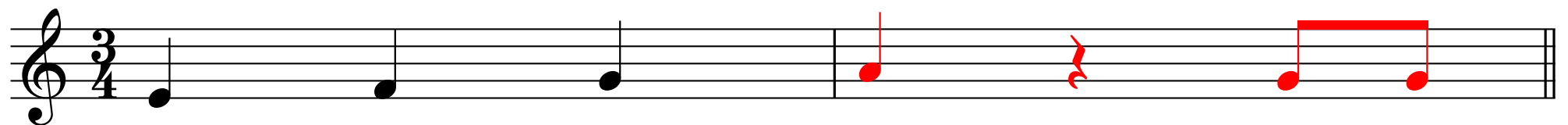
れいだい3のこたえ



もんだい5

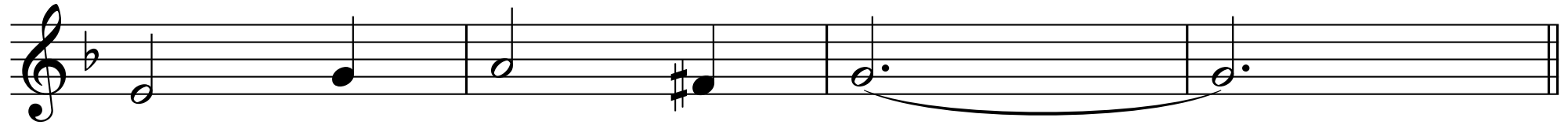



もんだい6




初級2-2答え

もんだい7 きよくめい [Once Upon A Dream] (いつか夢で)



『ぞうさん』 一拍目のあたまたの歌詞(かし)をまるでかこもう

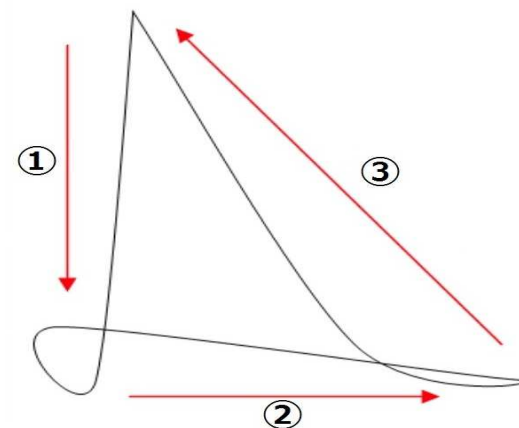


ぞうさん ぞうさん おはなが ながいのよ そうよ かあさんも ながいの よ

- 『ぞうさん』にあわせて
- ① 1はくめ：ひざをたたく
 - 2はくめ：むねのうえをかるくたたく
 - 3ぱくめ：かおのまえでてをたたく
- をくりかえしてみよう！！


- ② 3拍子をしきしてみよう！
- しきで強弱をつけてみよう！

② 3拍子のしき (右ききの人)




初級2-2答え

リズムれんしゅう1



右 左 両手 両手

リズムれんしゅう2




両手 両手 右 左


わらべうたにばんそうをつけてあそんでみよう

『ほたるこい』

<わらべうた>とは・・・
こどもがあそびながら歌う、昔から伝えられ歌いつがれてきた歌




ほ ほ ほ たる こい あっ ち の み ず は に が い ぞ



こっ ち の み ず は あ ま い ぞ ほ ほ ほ たる こい

ばんそうでつかうおんぷ

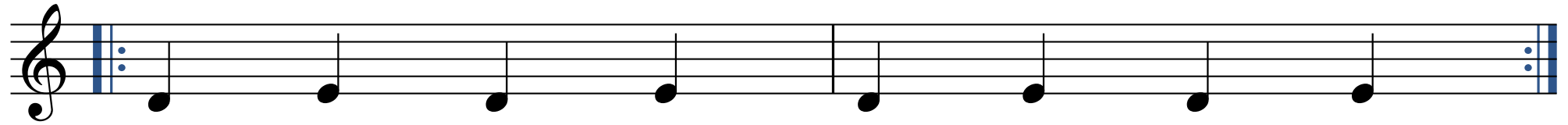


・きまりはない！

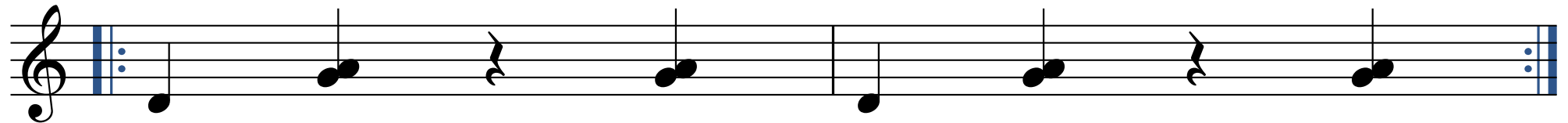
・1しょうせつパターンを
つくってくりかえそう

初級2-2答え

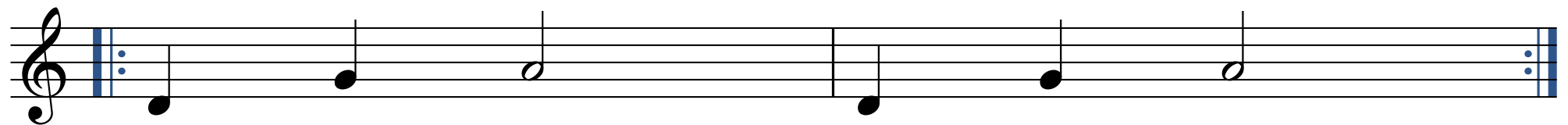
れい1 みぎてとひくときは1オクターブ下げよう



れい2



つくってみよう1 *こたえは例です



つくってみよう2 *こたえは例です

