




プレ初級 2-2こたえ

アリオーネ音楽教室
Line公式アカウント
とうろくしてね!



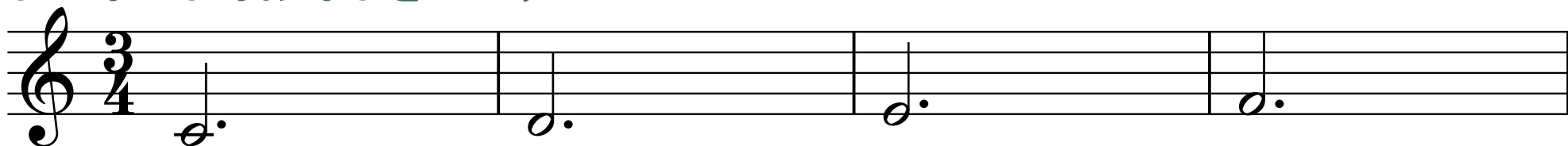
4ぶんの3びょうになれよう!

4ぶんおんぷをかこう

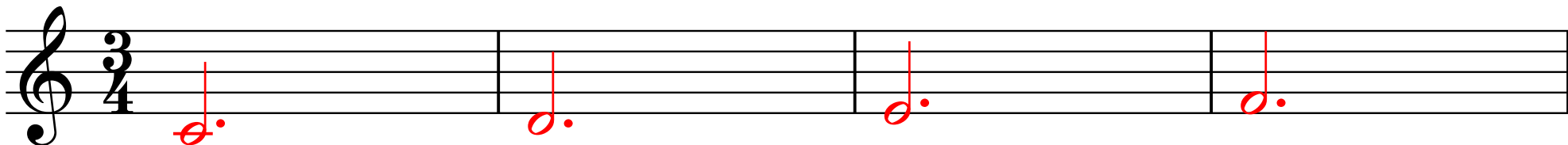


ド レ ミ ファ ソ ド

ふてん2ぶんおんぷをかこう



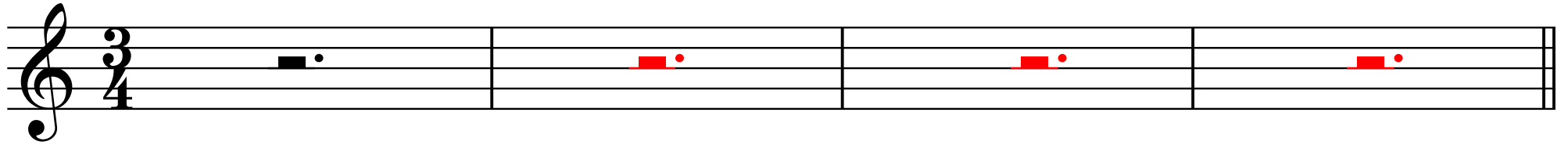
ド レ ミ ファ



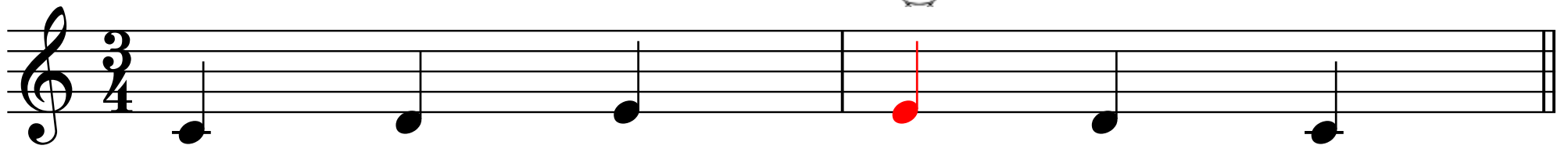
ド レ ミ ファ

プレ初級 2-2こたえ

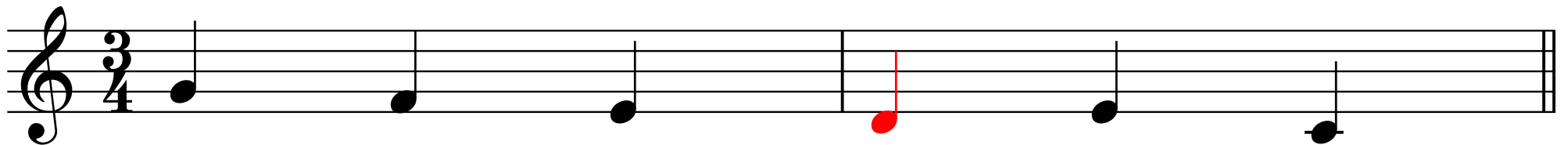
ふてん2ぶんきゅうふをかこう



れいだい1



もんだい1



プレ初級 2-2こたえ

もんだい2

Musical notation for 'もんだい2' in 3/4 time. The first measure contains three quarter notes on a middle line. The second measure contains two red quarter notes on a middle line and one black quarter note on a lower line. Two small cartoon bird icons are positioned above the staff.

れいだい2

Musical notation for 'れいだい2' in 3/4 time. The first measure contains a quarter note on a middle line, a fermata, and a quarter note on a middle line. The second measure contains a red quarter note on a middle line, a red fermata, and a black quarter note on a lower line. Two small cartoon bird icons are positioned above the staff.

ウン

もんだい3

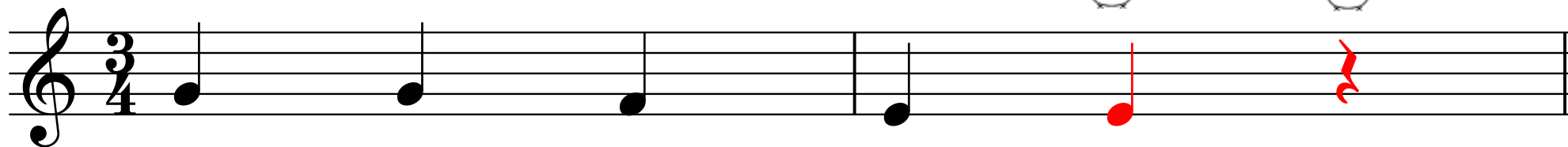
23

Musical notation for 'もんだい3' in 3/4 time. The first measure contains three quarter notes on a middle line. The second measure contains a red quarter note on a middle line, a red fermata, and a black quarter note on a lower line. Two small cartoon bird icons are positioned above the staff.

ウン

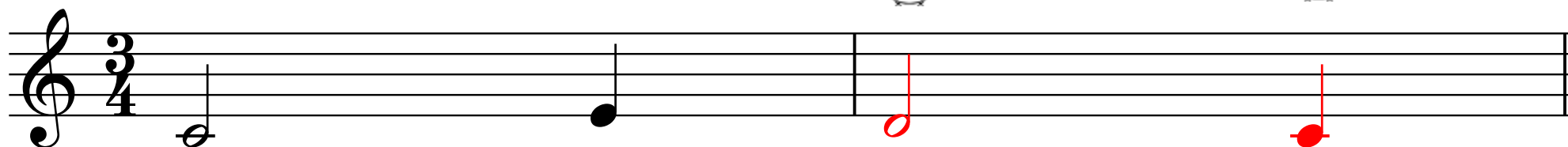
プレ初級 2-2こたえ

もんだい4

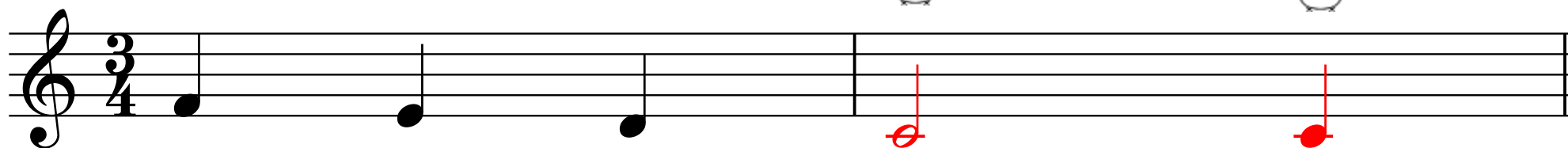


ウン

れいだい3

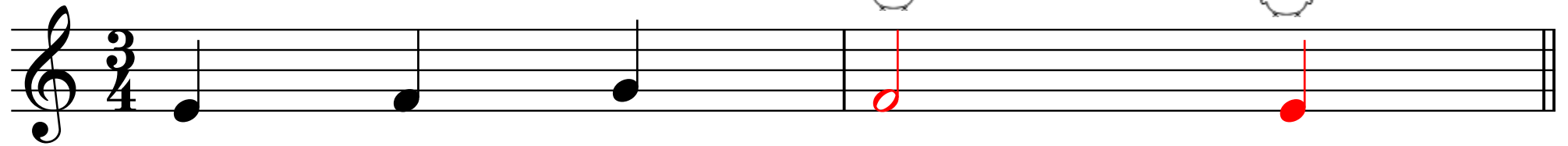


もんだい5



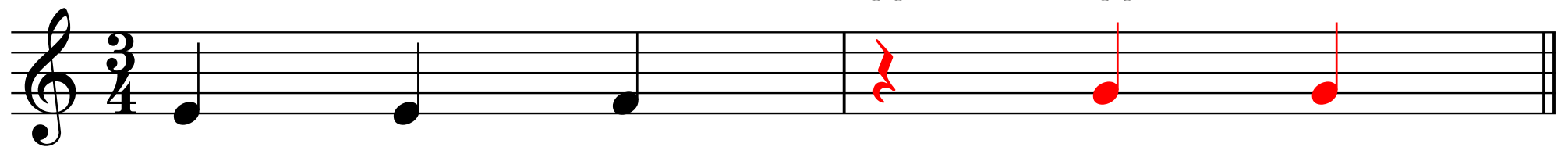
プレ初級 2-2こたえ

もんだい6



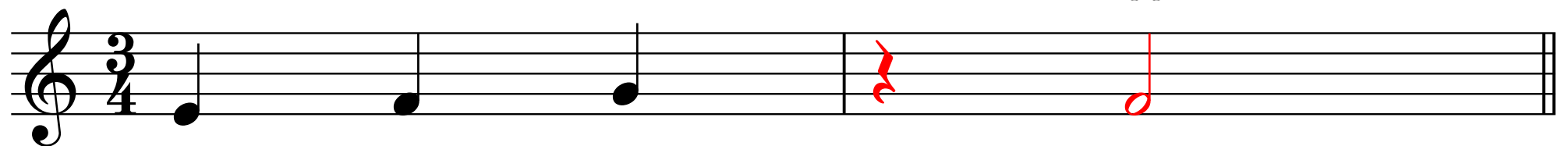
Musical notation for problem 6. It consists of a single staff in 3/4 time. The first measure contains three quarter notes: G4, A4, and B4. The second measure contains two quarter notes: C5 and B4. Above the staff, there are two small cartoon bird icons, one positioned above the C5 note and one above the B4 note. The notes in the second measure are colored red.

れいだい4



Musical notation for problem 4. It consists of a single staff in 3/4 time. The first measure contains three quarter notes: G4, A4, and B4. The second measure contains a quarter rest followed by two quarter notes: C5 and B4. Above the staff, there are three small cartoon bird icons, one positioned above the quarter rest and one above each of the C5 and B4 notes. The notes in the second measure are colored red.

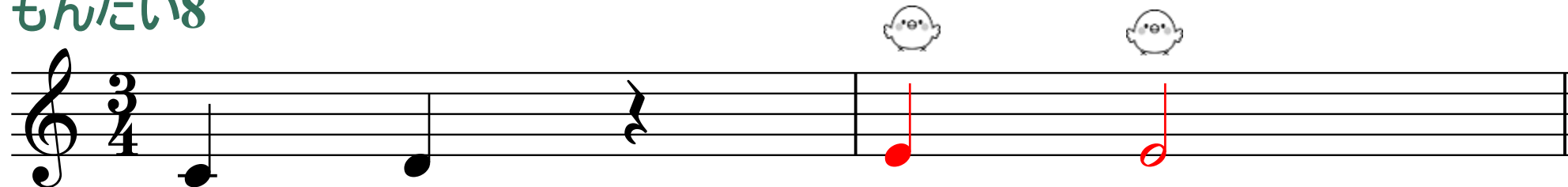
もんだい7



Musical notation for problem 7. It consists of a single staff in 3/4 time. The first measure contains three quarter notes: G4, A4, and B4. The second measure contains a quarter rest followed by a quarter note: C5. Above the staff, there are two small cartoon bird icons, one positioned above the quarter rest and one above the C5 note. The notes in the second measure are colored red.


プレ初級 2-2こたえ

もんだい8



Musical notation for problem 8. It consists of a single staff in 3/4 time. The first measure contains a quarter note, a quarter note, and a quarter rest. The second measure contains a red quarter note, a red quarter note, and a red quarter rest. There are two small cartoon bird icons above the staff, one above the first measure and one above the second measure.


もんだい9



Musical notation for problem 9. It consists of a single staff in 3/4 time. The first measure contains a quarter note, a quarter rest, and a quarter note. The second measure contains a red quarter note, a red quarter note, and a red quarter rest. There are three small cartoon bird icons above the staff, one above the first measure and two above the second measure.

リズムれんしゅう

 うらはくをかんじながらたたこう！



Rhythm practice notation. It consists of a single staff in 4/4 time. The first measure contains a quarter rest, a quarter note, and a quarter rest. The second measure contains a quarter rest, a quarter note, and a quarter rest. The third measure contains a quarter rest, a quarter note, and a quarter rest. The fourth measure contains a quarter rest, a quarter note, and a quarter rest. There are two hand icons above the first measure, two hand icons above the second measure, and two hand icons above the third measure. The notation ends with a double bar line and a 3/4 time signature.

ウン タン ウン タン ウン タン タン タン

プレ初級 2-2こたえ

『ぞうさん』

ぞ う さん ぞ う さん お は な が な が い の よ
そ う よ か あ さん も な が い の よ

『ぞうさん』にあわせて

- ① 1はくめ：ひざをたたく
 - 2はくめ：むねのうえをかるくたたく
 - 3ぱくめ：かおのまえでてをたたく
- をくりかえしてみよう！！

②しきしてみよう！！

②しき (みぎききのばあい)

