

4分の3拍子になれよう 

初級2-2


アリオーネ音楽教室

Line公式アカウント

とうろくしてね!




4分おんぷをかこう




ミ ソ ラ ファ レ ラ

[1しょうせつのびるとき]

ふてん2分おんぷをかこう



ド レ ラ ファ

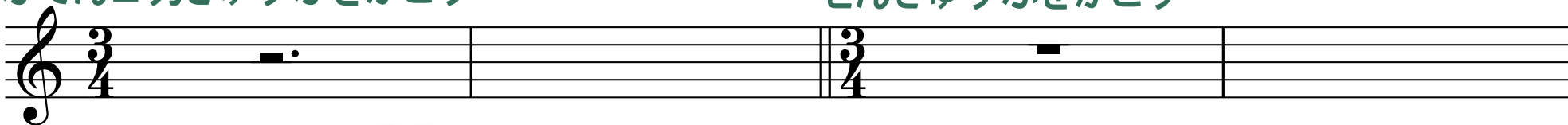


ソ ド ミ ラ

[1しょうせつお休みのとき]

ふてん2分きゅうふをかこう

ぜんきゅうふをかこう




ぜんきゅうふでも正しいが、あまり使われない



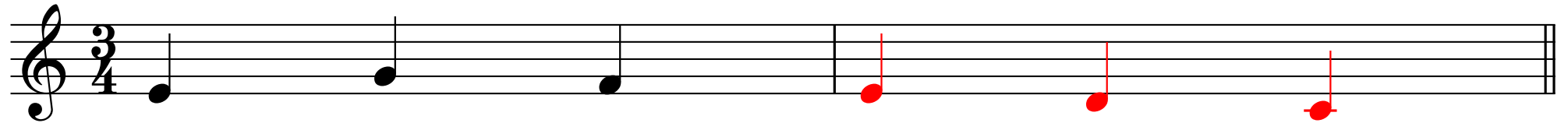
初級2-2

れいだい1



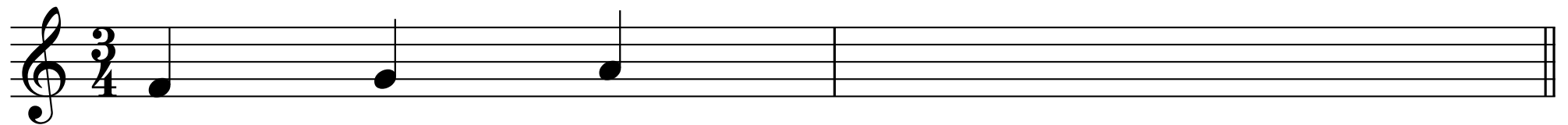
Musical staff in 3/4 time. The first measure contains three quarter notes: C4, D4, and E4. The second measure is empty. Above the second measure are three bird icons. Below the staff are the numbers 1, 2, 3 under the first measure, and 1, 2, 3 under the second measure.

れいだい1 のこたえ




Musical staff in 3/4 time. The first measure contains three quarter notes: C4, D4, and E4. The second measure contains three red quarter notes: C4, D4, and E4.

もんだい1



Musical staff in 3/4 time. The first measure contains three quarter notes: C4, D4, and E4. The second measure is empty. Above the second measure are three bird icons.

もんだい2



Musical staff in 3/4 time. The first measure contains a quarter note C4 followed by a fermata. The second measure contains two quarter notes: D4 and E4. Above the second measure are three bird icons. Below the staff are the numbers 1, 2, 3 under the first measure, and 1, 2, 3 under the second measure.

初級2-2

れいだい2



♪は1拍(いっぱく)ずつまとめよう



1 2 3 1 2 3

れいだい2のこたえ

もんだい3



もんだい4

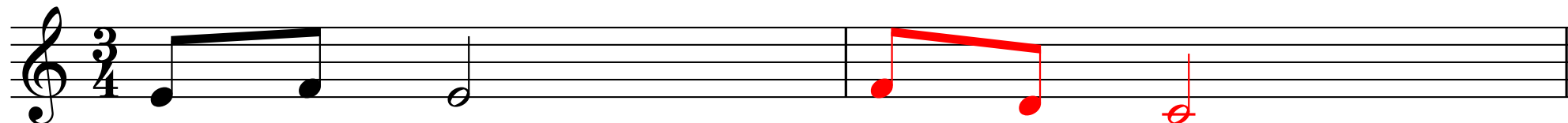


れいだい3




Musical staff in 3/4 time. The first measure contains a quarter note on G4, a quarter note on A4, and a quarter note on B4. The second measure is empty. Two bird icons are positioned above the staff, one above the first measure and one above the second measure.

れいだい3のこたえ



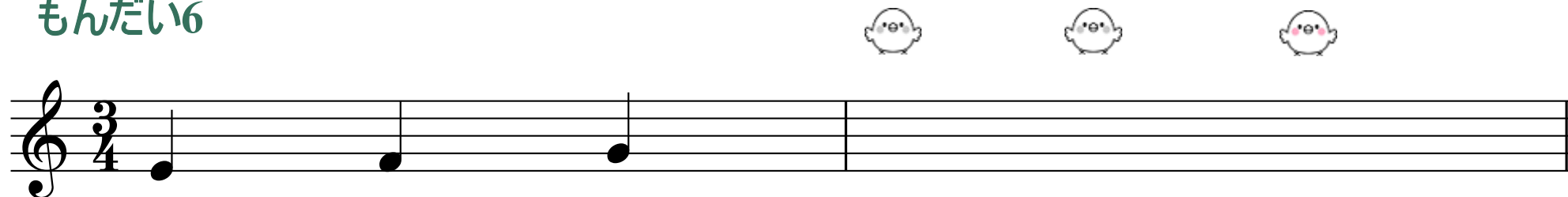
Musical staff in 3/4 time. The first measure contains a quarter note on G4, a quarter note on A4, and a quarter note on B4. The second measure contains a quarter note on A4, a quarter note on G4, and a quarter note on F4, all highlighted in red.

もんだい5



Musical staff in 3/4 time. The first measure contains a quarter note on G4. The second measure contains a quarter note on A4 and a quarter note on B4. The third measure is empty. Two bird icons are positioned above the staff, one above the second measure and one above the third measure.

もんだい6

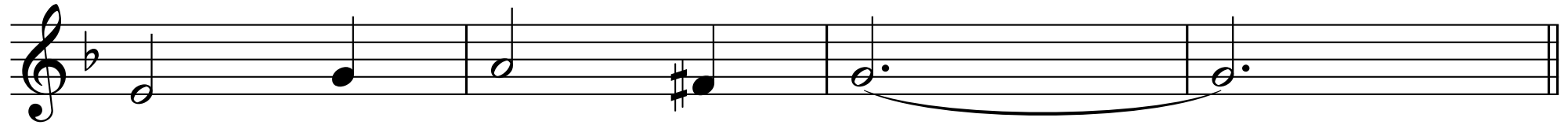



Musical staff in 3/4 time. The first measure contains a quarter note on G4. The second measure contains a quarter note on A4. The third measure contains a quarter note on B4. The fourth measure is empty. Three bird icons are positioned above the staff, one above the second measure, one above the third measure, and one above the fourth measure.

初級2-2

もんだい7 きよくめい

]



『ぞうさん』 一拍目のあたまたの歌詞(かし)をまるでかこもう



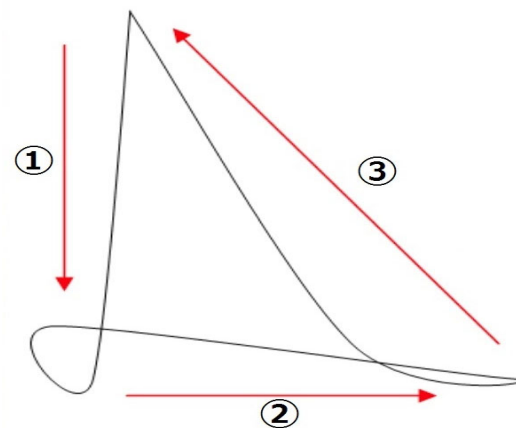
ぞうさん ぞうさん おはなが ながいのよ そうよ かあさんも ながいの よ

『ぞうさん』にあわせて

- ① 1はくめ：ひざをたたく
 - 2はくめ：むねのうえをかるくたたく
 - 3はくめ：かおのまえでてをたたく
- をくりかえしてみよう！！

- ② 3拍子をしきしてみよう！
- しきで強弱をつけてみよう！

② 3拍子のしき (右ききの人)



初級2-2

リズムれんしゅう 1

右 左 両手 両手

リズムれんしゅう 2

両手 両手 右 左

わらべうたにばんそうをつけてあそんでみよう

『ほたるこい』

<わらべうた>とは・・・
 こどもがあそびながら歌う、昔から伝えられ歌いつがれてきた歌

ほ ほ ほ たる こい あっ ち の み ず は に が い ぞ
 こっ ち の み ず は あ ま い ぞ ほ ほ ほ たる こい

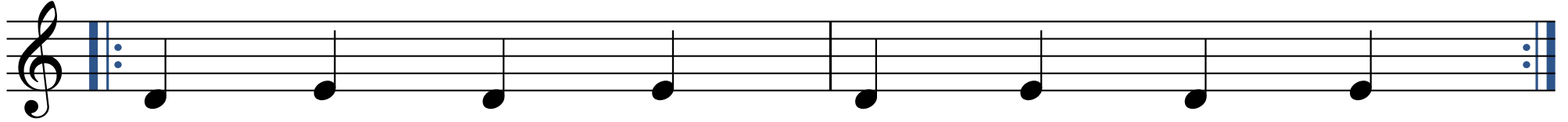
ばんそうでつかうおんぷ



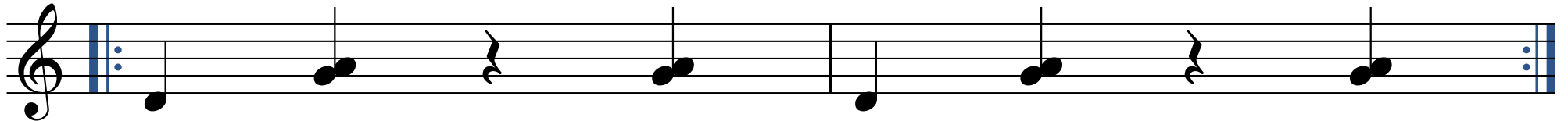
- ・ きまりはない！
- ・ 1しょうせつパターンをつくってくりかえそう

初級2-2

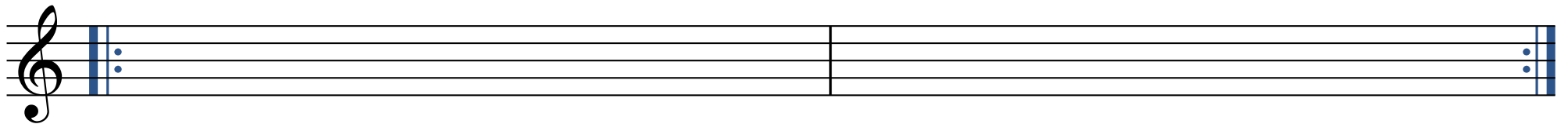
れい1 みぎてとひくときは1オクターブ下げよう



れい2



つくってみよう1



つくってみよう2

