



中級プレミアム1-3答え

付点4分音符+8分音符をかこう

タイをつけて左2小節と同じリズムに



ラ ド↑ ド↑ ソ ソ レ↑

 符尾の向きが異なる場合には、
タイは常に上側に付けること

シンコペーション(タタンタ)のリズムをかこう

タイをつけて左2小節と同じリズムに



ミ ド↑ ソ ファラ レ↑ ド↑

シンコペーションに8分休符の入った(タタウタ)リズムをかこう



ドシ↓ドミミ ソ レラ ド↑レシド↑ ミ↑ドラド↑ソ ラ ファミ ソミシ↓ド

①2拍目と3拍目をタイで結ぶ ②リズム読み(手で拍子を叩きながら)



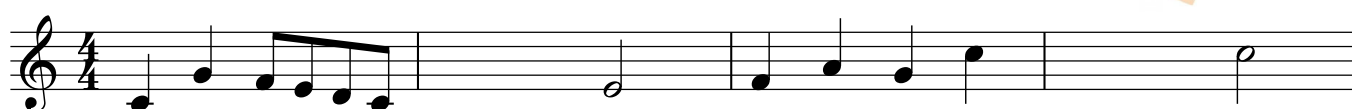
1 2 3 4 1 2 3 4 1 2 3 4 1 2 3 4

聴音


〔コツ1〕 ゆびで拍をとりながら聴音しよう
〔コツ2〕 聞きながら書く、記憶できるところはする



例題1



例題1の答え



問題1




問題2




中級プレミアム1-3答え

例題2




Musical notation for Example 2, 4/4 time. The melody consists of four measures. The first measure has a quarter note G4, a quarter note A4, a quarter note B4, and a quarter note C5. The second measure has a quarter note B4, a quarter note A4, a quarter note G4, and a quarter rest. The third measure has a quarter note G4, a quarter note A4, a quarter note B4, and a quarter note C5. The fourth measure has a quarter note B4, a quarter note A4, a quarter note G4, and a quarter note F4. Fingerings are indicated below the notes: 1 2 3 4 under the first measure, and 1 2 3 4 under the fourth measure.

例題2の答え




Musical notation for Example 2 answer, 4/4 time. The melody is identical to Example 2, but the notes in the third and fourth measures are highlighted in red.

問題3



Musical notation for Problem 3, 4/4 time. The melody consists of four measures. The first measure has a quarter note G4, a quarter note A4, a quarter note B4, and a quarter note C5. The second measure has a quarter note B4, a quarter note A4, a quarter note G4, and a quarter note F4. The third measure has a quarter note G4, a quarter note A4, a quarter note B4, and a quarter note C5. The fourth measure has a quarter note B4, a quarter note A4, a quarter note G4, and a quarter note F4. Notes in the second, third, and fourth measures are highlighted in red.

問題4



Musical notation for Problem 4, 4/4 time. The melody consists of four measures. The first measure has a quarter note G4, a quarter note A4, a quarter note B4, and a quarter note C5. The second measure has a quarter note B4, a quarter note A4, a quarter note G4, and a quarter note F4. The third measure has a quarter note G4, a quarter note A4, a quarter note B4, and a quarter note C5. The fourth measure has a quarter note B4, a quarter note A4, a quarter note G4, and a quarter note F4. Notes in the third and fourth measures are highlighted in red.

例題3




Musical notation for Example 3, 4/4 time. The melody consists of four measures. The first measure has a quarter note G4, a quarter note A4, a quarter note B4, and a quarter note C5. The second measure has a quarter note B4, a quarter note A4, a quarter note G4, and a quarter note F4. The third and fourth measures are empty staves.

例題3の答え




Musical notation for Example 3 answer, 4/4 time. The melody is identical to Example 3, but the notes in the third and fourth measures are highlighted in red.

問題5



Musical notation for Problem 5, 4/4 time. The melody consists of four measures. The first measure has a quarter note G4, a quarter note A4, a quarter note B4, and a quarter note C5. The second measure has a quarter note B4, a quarter note A4, a quarter note G4, and a quarter note F4. The third measure has a quarter note G4, a quarter note A4, a quarter note B4, and a quarter note C5. The fourth measure has a quarter note B4, a quarter note A4, a quarter note G4, and a quarter note F4. Notes in the second, third, and fourth measures are highlighted in red.

問題6



Musical notation for Problem 6, 4/4 time. The melody consists of four measures. The first measure has a quarter note G4, a quarter note A4, a quarter note B4, and a quarter note C5. The second measure has a quarter note B4, a quarter note A4, a quarter note G4, and a quarter note F4. The third measure has a quarter note G4, a quarter note A4, a quarter note B4, and a quarter note C5. The fourth measure has a quarter note B4, a quarter note A4, a quarter note G4, and a quarter note F4. Notes in the second, third, and fourth measures are highlighted in red.


中級プレミアム1-3答え

記憶聴音 3回弾き終わってから書き始める。


問題9




問題10



問題11



【次回】小節をまたぐタイはしっかりカウント！



レッスン後 1 2 3 4 1 2 3 4 1 2 3 4 1 2 3 4


①すぐに答え合わせをする。

*間違えた箇所は音程がとれなかったのか、リズムが分からなかったのかチェックすることで
苦手なところがわかる！


②問題を指でカウントをとりながらリズム読み⇒できる人は音程を付ける

*声を出しにくい方は少しづつで大丈夫♪

フラッグQ1



フラッグQ2



フラッグQ3

