


# 中級プレミアム1-3

付点4分音符+8分音符をかこう

タイをつけて左2小節と同じリズムに

ラ ド↑ ド↑ ソ ソ レ↑

 符尾の向きが異なる場合には、  
タイは常に上側に付けること

シンコペーション(タタンタ)のリズムをかこう

タイをつけて左2小節と同じリズムに

ミ ド↑ ソ ファラ レ↑ ド↑

シンコペーションに8分休符の入った(タタウタ)リズムをかこう

ドシ↓ドミミ ソ レラ ド↑レシド↑ ミ↑ド↑ラド↑ソ ラ ファミ ソミシ↓ド

①2拍目と3拍目をタイで結ぶ ②リズム読み(手で拍子を叩きながら)

1 2 3 4 1 2 3 4 1 2 3 4 1 2 3 4

## 聴音

- 〔コツ1〕 ゆびで拍をとりながら聴音しよう
- 〔コツ2〕 聞きながら書く、記憶できるところはする




## 例題1

## 例題1の答え

## 問題1


## 問題2

例題2



Musical notation for Example 2, 4/4 time signature. The melody consists of four measures. The first measure has a quarter note G4, a quarter note A4, a quarter note B4, and a quarter note C5. The second measure has a quarter note B4, a quarter note A4, a quarter note G4, and a quarter rest. The third measure has a quarter note G4, a quarter note A4, a quarter note B4, and a quarter note C5. The fourth measure has a quarter note B4, a quarter note A4, a quarter note G4, and a quarter note F4. Fingering numbers 1, 2, 3, 4, 1, 2, 3, 4 are written below the notes in the third and fourth measures.

例題2の答え



Musical notation for Example 2 answer, 4/4 time signature. The melody is identical to Example 2, but the notes in the third and fourth measures are highlighted in red.

問題3




Musical notation for Problem 3, 4/4 time signature. The melody consists of four measures. The first measure has a quarter note G4, a quarter note A4, a quarter note B4, and a quarter note C5. The second measure has a quarter note B4, a quarter note A4, a quarter note G4, and a quarter note F4. The third measure has a quarter rest, a quarter note G4, a quarter note A4, a quarter note B4, and a quarter note C5. The fourth measure has a quarter note B4, a quarter note A4, a quarter note G4, and a quarter note F4.

問題4



Musical notation for Problem 4, 4/4 time signature. The melody consists of four measures. The first measure has a quarter note G4, a quarter note A4, a quarter note B4, and a quarter note C5. The second measure has a quarter note B4, a quarter note A4, a quarter note G4, and a quarter note F4. The third measure has a quarter note G4, a quarter note A4, a quarter note B4, and a quarter note C5. The fourth measure has a quarter note B4, a quarter note A4, a quarter note G4, and a quarter note F4.

例題3



Musical notation for Example 3, 4/4 time signature. The melody consists of four measures. The first measure has a quarter note G4, a quarter note A4, a quarter note B4, and a quarter note C5. The second measure has a quarter note B4, a quarter note A4, a quarter note G4, and a quarter rest. The third and fourth measures are empty.

例題3の答え



Musical notation for Example 3 answer, 4/4 time signature. The melody is identical to Example 3, but the notes in the third and fourth measures are highlighted in red.

問題5



Musical notation for Problem 5, 4/4 time signature. The melody consists of four measures. The first measure has a quarter note G4, a quarter note A4, a quarter note B4, and a quarter note C5. The second measure has a quarter note B4, a quarter note A4, a quarter note G4, and a quarter note F4. The third measure has a quarter rest, a quarter note G4, a quarter note A4, a quarter note B4, and a quarter note C5. The fourth measure has a quarter note B4, a quarter note A4, a quarter note G4, and a quarter note F4.

問題6



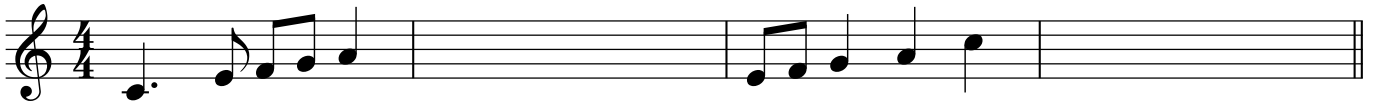
Musical notation for Problem 6, 4/4 time signature. The melody consists of four measures. The first measure has a quarter note G4, a quarter note A4, a quarter note B4, and a quarter note C5. The second measure has a quarter note B4, a quarter note A4, a quarter note G4, and a quarter note F4. The third measure has a quarter note G4, a quarter note A4, a quarter note B4, and a quarter note C5. The fourth measure has a quarter note B4, a quarter note A4, a quarter note G4, and a quarter note F4.

記憶聴音 3回弾き終わってから書き始める。

問題9




問題10



問題11



【次回】小節をまたぐタイはしっかりカウント！



レッスン後 1 2 3 4 1 2 3 4 1 2 3 4 1 2 3 4

①すぐに答え合わせをする。

\*間違えた箇所は音程がとれなかったのか、リズムが分からなかったのかチェックすることで  
苦手なところがわかる！

②問題を指でカウントをとりながらリズム読み⇒できる人は音程を付ける

\*声を出しにくい方は少しづつで大丈夫♪

フラッグQ1



フラッグQ2



フラッグQ3

